

STYLE & DESIGN

FOR INSPIRED LIVING



wf
CABINETRY™
A WELLBORN FOREST CO.

WELCOME HOME



Chiswick MDF 5-Piece Drawer Arctic



for every welcome home

We are all about making every home a welcome home. In fact, we focus on the Every so that you can focus on the Welcome Home. We do that with • every door style • every order • every finish • every 1/16”.



*Designed by April Haggard, Haggard Home
Photo by JakSnap*



Designed by Forest Hudson, Oak Mountain Cabinetry - Kadco Homes



MONTEREY





Monterey MDF Moonlight



Designed by Mary Porzelt, Boston Kitchens

Monterey MDF 5-Piece Drawer Moonshadow • BM 1516



Santa Fe RP Maple 5-Piece Drawer Arctic





Designed by MJ Taylor, MJ Design Build





Designed by April Haggard, Haggard Home | Photo by: JakSnap

SHELBY





Shelby MDF 5-Piece Drawer Arctic and Decorative Wood Hood finished in Nutmeg



Vail MDF Monorail Silver • SW 7663





Designed by Lily Niemela, Pro Stock Kitchens - Builder: Silverline Inc.



HARTFORD

RUSTIC





Hartford Rustic Maple Spanish Moss Chocolate and Waverly Maple Oyster Island



Designed by Steve Ruiz, French Quarter Facades



HAMILTON





Hamilton Maple 5-Piece Drawer Earl Grey and Arctic

Hamilton Maple 5-Piece Drawer Arctic and Island Spanish Moss Chocolate





*Designed by April Haggard, Haggard Home
Photo by JakSnap*





Designed by Homescapes Builders



DESTIN





Destin Maple 5-Piece Drawer Arctic



Hamilton RP 5-Piece Drawer Malibu

HAMILTON RP





Designed by Kristen Lisenby, Complete Kitchen and Bath

Hamilton RP 5-Piece Drawer Moonlight

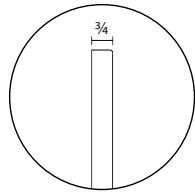


**FULL OVERLAY
STYLES**

FOR A LOOK THAT IS
**TRANSITIONAL
MODERN
CONTEMPORARY**

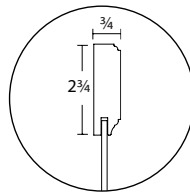


AVENUE



PRICE
GROUPS
CHY: 8
MPL: 7
OAK: 6

BOSTON

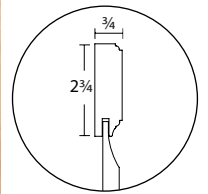


PRICE
GROUPS
CHY: 7
MPL | MDF: 5
OAK: 4

5-Piece Option



BOSTON RP

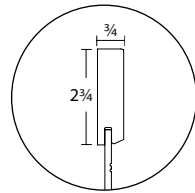


PRICE
GROUPS
CHY: 8
MPL: 6
OAK: 5

5-Piece Option

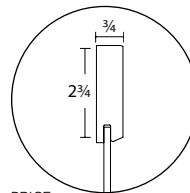


CHESAPEAKE



PRICE
GROUPS
CHY: 7
MPL: 5
OAK: 4

CHISWICK

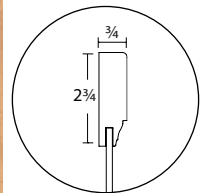


PRICE
GROUPS
CHY: 8
MPL | MDF: 5
OAK | HKY: 4

5-Piece Option



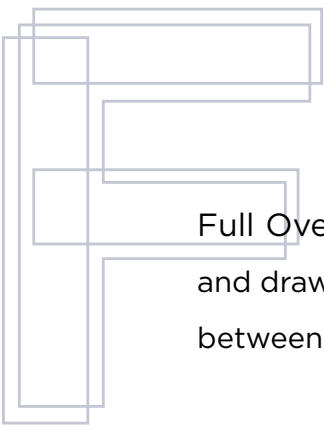
DESTIN



PRICE
GROUPS
CHY: 7
MPL: 5
OAK: 4

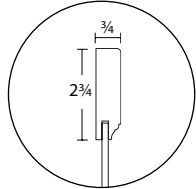
5-Piece Option





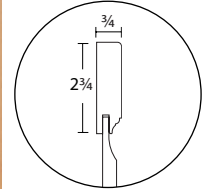
Full Overlay Cabinetry - Full overlay doors offer a sleek, modern look. The doors and drawer fronts practically cover the cabinet face, with a 3/16" reveal of the frame between cabinets.

HAMILTON



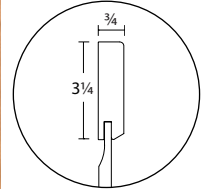
PRICE GROUPS
CHY: 7
MPL: 5
OAK: 4

HAMILTON RP



PRICE GROUPS
CHY: 8
MPL: 6
OAK: 5

HARTFORD



PRICE GROUPS
CHY: 9
MPL: 8
OAK: 7

5-Piece Option



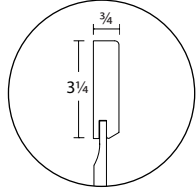
5-Piece Option



5-Piece Option

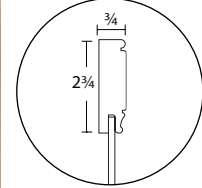


HARTFORD RUSTIC



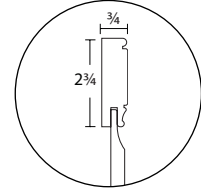
PRICE GROUPS
MPL: 8
OAK: 7

KNOXVILLE



PRICE GROUPS
CHY: 7
MPL: 5
OAK: 2

KNOXVILLE RP



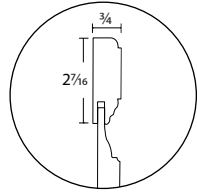
PRICE GROUPS
CHY: 8
MPL: 6
OAK: 3

5-Piece Option



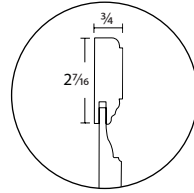
FULL OVERLAY STYLES

MADISON



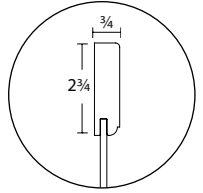
PRICE GROUPS
 CHY: 9
 MPL: 8
 OAK | HKY: 7

MADISON RUSTIC



PRICE GROUPS
 MPL: 8
 OAK: 7

MONTEREY



PRICE GROUPS
 CHY: 8
 MPL | MDF: 5
 OAK | HKY: 4

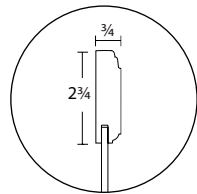
5-Piece Option



5-Piece Option

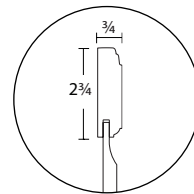


SANTA FE



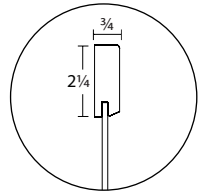
PRICE GROUPS
 CHY: 7
 MPL: 5
 OAK | HKY: 4

SANTA FE RP



PRICE GROUPS
 CHY: 8
 MPL: 6
 OAK: 5

SHELBY



PRICE GROUPS
 CHY: 7
 MPL | MDF: 4
 OAK | HKY: 3

5-Piece Option



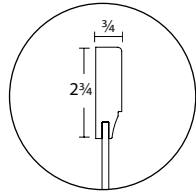
5-Piece Option



5-Piece Option

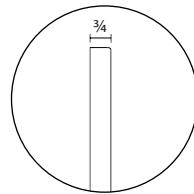


SONOMA



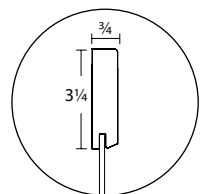
PRICE GROUPS
CHY: 7
MPL: 5
OAK: 4

VAIL MDF



PRICE GROUPS
MDF: 4

WAVERLY



PRICE GROUPS
CHY: 8
MPL: 6
OAK | HKY: 5

5-Piece Option



5-Piece Option



KNOW YOUR *door style*

Full Overlay Door Styles • A Quick Reference Guide

Door Style	Price Groups							5-Piece Drawer Front		
	Oak	Maple	Cherry	Hickory	MDF	Rustic Oak	Rustic Maple	Door Type	Standard	Option
Avenue	6	7	8					Slab		
Boston	4	5	7		5			Mortise/Tenon		•
Boston Raised Panel	5	6	8					Mortise/Tenon		•
Chesapeake	4	5	7					Mortise/Tenon		
Chiswick	4	5	8	4	5			Mortise/Tenon		•
Destin	4	5	7					Mortise/Tenon		•
Hamilton	4	5	7					Mortise/Tenon		•
Hamilton Raised Panel	5	6	8					Mortise/Tenon		•
Hartford	7	8	9			7	8	Mortise/Tenon		•
Knoxville	2	5	7					Mitered	•	
Knoxville Raised Panel	3	6	8					Mitered	•	
Madison	7	8	9	7		7	8	Mortise/Tenon		•
Monterey	4	5	8	4	5			Mortise/Tenon		•
Santa Fe	4	5	7	4				Mortise/Tenon		•
Santa Fe Raised Panel	5	6	8					Mortise/Tenon		•
Shelby	3	4	7	3	4			Mortise/Tenon		•
Sonoma	4	5	7					Mitered		•
Vail					4			Slab		
Waverly	5	6	8	5				Mortise/Tenon		•

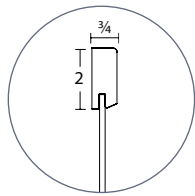


1/2" OVERLAY STYLES

FOR A LOOK THAT IS
TRADITIONAL
CLASSIC

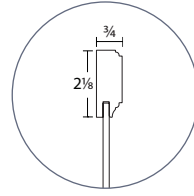


DEVON



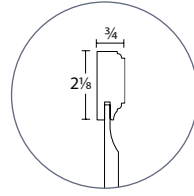
PRICE
GROUPS
MPL: 3
OAK | HKY: 1

PIMA



PRICE
GROUPS
MPL: 3
OAK: 1

PIMA RP



PRICE
GROUPS
MPL: 4
OAK: 2

Devon Maple Oyster and Earl Grey Island

Designed by: Alabama Cabinet Company



1/2"

1/2" Overlay Cabinetry - 1/2" overlay literally means that all the drawers and doors of a cabinet run will extend half an inch over the frame. This is a classic styling that offers a more traditional look showing more of the face frame, with a 1-1/4" reveal of the frame between cabinets.

KNOW YOUR *door style*

Full Overlay Door Styles • A Quick Reference Guide

Door Style	Price Groups			Door Type
	Oak	Maple	Hickory	
Devon	1	3	1	Mortise/Tenon
Pima	1	3		Mortise/Tenon
Pima Raised Panel	2	4		Mortise/Tenon



MULLION DOORS

CREATE
FOCAL POINTS
AND HIGHLIGHT
CABINETS



SQUARE



AVAILABLE:
CHY
MPL
OAK

Not Available in Avenue & Vail

SHAKER



AVAILABLE:
CHY
MPL
OAK

Available in Chesapeake, Chiswick, Hartford, Hartford Rustic, Waverly

X-LITE



AVAILABLE:
CHY
MPL
OAK

DOUBLE X-LITE



AVAILABLE:
CHY
MPL
OAK

VESICA



AVAILABLE:
CHY
MPL
OAK

DOUBLE BOW



AVAILABLE:
CHY
MPL
OAK

DOUBLE ARCH



AVAILABLE:
CHY
MPL
OAK

X-Lite • Double X-Lite • Vesica • Double Bow • Double Arch Door Styles Available:

Boston, Boston RP, Chiswick, Destin, Devon, Hamilton, Hamilton RP, Hartford, Hartford Rustic, Shelby, Sonoma, Knoxville, Knoxville RP, Madison, Madison Rustic, Monterey, Pima, Pima RP, Waverly

For more information about mullion doors ask a WF Sales Representative



Designed by Kristen Lisenby, Complete Kitchen and Bath

Hamilton Raised Panel Maple Opal with Kodiak Island

STAIN FINISHES

WF Cabinetry offers a beautiful palette of stain finishes that enhance the natural character and grain of the wood species.

MAPLE




Wheat Sienna



Honey Mink



Ginger Pumice



Nutmeg Earl Grey



Kodiak Java

CHERRY



Wheat Sienna



Honey Mink



Ginger Pumice




Nutmeg Earl Grey



Kodiak Java

OAK




Wheat Sienna



Honey Mink



Ginger Pumice



Nutmeg Earl Grey



Kodiak Java

HICKORY




Wheat Sienna




Honey Mink



Ginger Pumice



Nutmeg Earl Grey



Kodiak Java


HAND-WIPED GLAZE ON STAIN

Glazing is an artistic, hand-finished process that adds depth and dimension to stains and paints. This technique uses a special finish glaze that is applied over the entire stained or painted surface, then hand-wiped to give it a subtle hued finish creating hang-up of varying tones in detail areas. Our stain glazes include chocolate, a dark brown glaze and shadow, a black glaze.


MAPLE




Wheat Chocolate Sienna Shadow



Honey Chocolate Mink Shadow



Honey Shadow Spanish Moss Chocolate



Ginger Chocolate Kodiak Chocolate



Ginger Shadow Kodiak Shadow



Nutmeg Chocolate Pumice Chocolate




Nutmeg Shadow Pumice Shadow



Mahogany Shadow Earl Grey Shadow


CHERRY



Wheat Chocolate Sienna Shadow




Honey Chocolate Mink Shadow



Honey Shadow Kodiak Chocolate



Ginger Chocolate Kodiak Shadow



Ginger Shadow Pumice Chocolate



Nutmeg Chocolate Pumice Shadow



Nutmeg Shadow Earl Grey Shadow



Mahogany Shadow


OAK




Wheat Chocolate Sienna Shadow




Honey Chocolate Mink Shadow



Honey Shadow Kodiak Chocolate




Ginger Shadow Kodiak Shadow



Nutmeg Chocolate Pumice Chocolate



Nutmeg Shadow Pumice Shadow



Mahogany Shadow Earl Grey Shadow

HICKORY



Wheat Chocolate



Honey Chocolate



Honey Shadow



Ginger Shadow



Nutmeg Shadow



Earl Grey Shadow

Actual product colors may vary from those shown. For actual finish samples, contact your WF Cabinetry dealer or representative. See price book for available door styles.



HEIRLOOM STAIN FINISHES

The Heirloom procedure gives the appearance of time-worn stained and painted cabinets. Prior to finishing, doors and drawer fronts receive random hand-applied distress marks, corner and edge over-sanding and rub through. This finish technique will differ from one door to the next, giving each a unique look.


MAPLE

CHERRY


OAK



Wheat Chocolate Nutmeg Chocolate Kodiak Shadow



Wheat Chocolate Nutmeg Chocolate Kodiak Shadow




Wheat Chocolate Nutmeg Chocolate Kodiak Shadow



Honey Chocolate Nutmeg Shadow Pumice Chocolate



Honey Chocolate Nutmeg Shadow Pumice Chocolate



Honey Chocolate Nutmeg Shadow Pumice Chocolate



Honey Shadow Sienna Shadow Pumice Shadow



Honey Shadow Sienna Shadow Pumice Shadow




Honey Shadow Sienna Shadow Pumice Shadow



Ginger Chocolate Mink Shadow Mahogany Shadow



Ginger Chocolate Mink Shadow Mahogany Shadow



Ginger Shadow Mink Shadow Mahogany Shadow



Ginger Shadow Spanish Moss Chocolate Earl Grey Shadow



Ginger Shadow Earl Grey Shadow



Spanish Moss Chocolate Earl Grey Shadow



Madison Oak Spanish Moss Chocolate Heirloom & Madison Rustic Oak Wheat Chocolate Heirloom Island

Actual product colors may vary from those shown. For actual finish samples, contact your WF Cabinetry dealer or representative. See price book for available door styles.

wf

wfcabinetry.com

33

PAINT FINISHES

Select a paint for your entire kitchen, or choose it as an accent color for an island or a cook center. Various shades of white and neutral colors are popular for full kitchens, while vibrant colors tend to be selected for accent pieces. WF Cabinetry offers an attractive palette of fashionable and classic colors along with our YourColor™ Custom Paint Matching program to create endless options to match any preference.

MAPLE

OAK



Chiswick MDF Moonlight
Designed by Leigh Lomacz

HAND-WIPED GLAZE ON PAINT

Glazing is an artistic, hand-finished process that adds depth and dimension to stains and paints. This technique uses a special finish glaze that is applied over the entire stained or painted surface then hand-wiped to give it a subtle hued finish creating hang-up of varying tones in detail areas. Our paint glazes range in color from white (frost) to grey (slate) and dark brown (chocolate) to black (shadow).

MAPLE



Polar Sand Moonlight Sand Oyster Frost



Polar Chocolate Tiffany Frost Oyster Sand



Arctic Sand Tiffany Sand Oyster Slate



Arctic Chocolate Malibu Shadow Oyster Chocolate



Opal Sand Quick Silver Frost Oyster Shadow



Opal Chocolate Quick Silver Chocolate Marengo Shadow



Layka Shadow

OAK



Polar Sand Moonlight Sand Oyster Frost




Polar Chocolate Tiffany Frost Oyster Sand



Arctic Sand Tiffany Sand Oyster Slate



Arctic Chocolate Quick Silver Frost Oyster Chocolate



Opal Sand Quick Silver Chocolate Marengo Shadow



Opal Chocolate Layka Shadow

Actual product colors may vary from those shown. For actual finish samples, contact your WF Cabinetry dealer or representative. See price book for available door styles.



BRUSHED GLAZES

Brushed finishes are an all over hand wiped glaze with subtle brush strokes applied on the entire door, drawer and cabinet frame. The brushed glaze provides a unique appearance to each piece and will vary from one surface to the next.

MAPLE



Polar Slate Arctic Shadow Moonlight Shadow Quick Silver Shadow Oyster Shadow Layka Frost



Polar Chocolate Opal Chocolate Tiffany Frost Quick Silver Chocolate Marengo Chocolate Layka Shadow



Polar Shadow Opal Shadow Tiffany Slate Oyster Frost Marengo Shadow



Arctic Slate Moonlight Sand Quick Silver Frost Oyster Slate Marengo Frost



Arctic Chocolate Moonlight Slate Quick Silver Slate Oyster Chocolate



Hartford Maple Polar Shadow Brushed

Designed by Cristine Wilson, Margaret Woodcraft, Inc.

Photo by: Hardik Patel, Sai Photography


HEIRLOOM PAINTS

The Heirloom procedure gives the appearance of time-worn stained and painted cabinets. Prior to finishing, doors and drawer fronts receive random hand-applied distress marks, corner and edge over-sanding and rub through. This finish technique will differ from one door to the next, giving each a unique look.


MAPLE



Polar Sand Moonlight Sand Oyster Frost Marengo Frost



Polar Chocolate Tiffany Sand Oyster Sand Marengo Chocolate



Arctic Sand Quick Silver Frost Oyster Slate Marengo Shadow



Arctic Chocolate Quick Silver Slate Oyster Chocolate



Opal Sand Quick Silver Chocolate Oyster Shadow



Opal Chocolate Quick Silver Shadow



FINISH SAMPLES

When designing your space, order a color block or door sample to see how your favorite finish looks on a specific type of wood.*

*Actual product colors may vary from those shown. For actual finish samples, contact your WF Cabinetry dealer or representative. See price book for available door styles.
Please note that wood naturally expands and contracts with seasonal changes in temperature and humidity. As wood moves at joints, this movement will be more apparent with painted finishes than stained finishes and will look like a small fracture or seam at the joint. This is a natural characteristic of painted finishes on wood.

CUSTOM COLOR

Cabinets in the exact color of your dreams come to life with the WF Cabinetry YourColor™ Custom Paint Program. Our custom color paint program lets you customize your cabinets to the precise color you envision. WF Cabinetry offers Sherwin-Williams® and Benjamin Moore® paint colors as a finish option.

YourColor™

Custom Paint Matching Program



FIND YOUR PAINT COLOR

Sherwin-Williams® - You can specify a color from a Sherwin-Williams Fan Deck, paint swatch, or use the Sherwin-Williams ColorSnap® app. Use the ColorSnap® Visualizer app on your computer or smartphone to capture the color of anything and convert it into its corresponding Sherwin-Williams® paint color. Try it on photos of your home for added confidence in your selection. WF Cabinetry will even make an optional sample door for your review (fee applies).

Benjamin Moore® - Specify a color from a Benjamin Moore fan deck or paint swatch.

SELECT YOUR DOOR STYLE AND WOOD SPECIES

Choose the maple or oak door style that fits your decor.

CREATE A STYLE OF YOUR OWN

Once you approve your paint color selection, place your cabinetry order.

You will receive your cabinets ready for installation.





Destin Maple 5-Piece Drawer Arctic with Sherwin-William's Pewter Green SW 6208

Designed by Brittany Varela, Haggard Home | Photo by: JakSnap



CONSTRUCTION FEATURES

ELITE



I-BEAM BRACE



INSTALLATION RAIL



DOVETAIL DRAWER



BLUM® INTEGRATED
SOFT-CLOSE HINGE



Standard for Classic & Supreme

FULL-ACCESS
DRAWER GUIDE



All plywood construction

3/4" plywood veneer flush end panels with laminated natural maple wood grain interior
• For paint - MDF veneer will be used

1/2" plywood I-beam

Soft-close full-extension dual under mount drawer guide

BLUM® Soft-close integrated into the hinge cup, 110 degree opening, lifetime warranty

Adjustable 3/4" thick laminated plywood shelving, standard half depth of base cabinet

4" High top drawer box with 4-3/4" Opening Height Full-length, four-sided 5/8" solid wood dovetail drawer with 3/16" plywood bottom

1/2" plywood veneer top and bottom with laminated natural maple wood grain interior

Full Overlay Doors Only

SUPREME



1/2" plywood veneer end panels with laminated natural maple wood grain interior
• For paint - MDF veneer will be used

1/2" plywood I-beam

Soft-close full-access (7/8 extension) dual under-mount drawer guide

BLUM® Soft-close integrated into the hinge cup, 110 degree opening, lifetime warranty

Adjustable 3/4" thick laminated plywood shelving, standard half depth of base cabinet

Full-length, four-sided 5/8" solid wood dovetail drawer with 3/16" plywood bottom

1/2" plywood veneer top and bottom with laminated natural maple wood grain interior

Available upgrade to soft-close full extension drawer guide

CLASSIC



1/2" furniture board end panels with laminated natural maple wood grain interior; exterior exposed ends must upgrade to 3/16" Flush Applied Side (FAS) and is finished to match • For paint - MDF side will be used

1/2" furniture board I-beam

Soft-close full-access (7/8 extension) dual under-mount drawer guide

BLUM® Soft-close integrated into the hinge cup, 110 degree opening, lifetime warranty

Adjustable 3/4" thick furniture board shelving, standard half depth of base cabinet

Full-length, four-sided 5/8" solid wood dovetail drawer with 3/16" plywood bottom

1/2" furniture board top and bottom with laminated natural maple wood grain on both sides

Available upgrade to soft-close full extension drawer guide



www.wfcabinetry.com

2212 Airport Blvd • Alexander City, AL 35010 • 800.846.2562

Actual product may vary from those shown in this catalog. WF Cabinetry reserves the right to change or modify cabinets as part of its ongoing product development. For more details, please see www.wfcabinetry.com or contact your designer.

Product photography and illustrations have been reproduced as accurately as printing technologies permit. To ensure highest satisfaction, we strongly recommend you view an actual sample for best color, wood grain, and finish representation. ©2022 WF Cabinetry - A Wellborn Forest Product. All rights reserved.



KITCHEN CABINET MANUFACTURERS ASSOCIATION™